










## Sequel Impact

See your total exposure in a single view



Manage your global exposure to modelled and non-modelled risk in a single application. Our proprietary financial engine allows you to represent your risks exactly as they have been written, allowing you to truly understand and visualise your cross-class aggregations from a single source of truth.

-  sequel**broking**
-  sequel**mga**
-  sequel**rulebook**
-  sequel**rulebook hub**
-  sequel**underwriting**
-  sequel**impact**
-  sequel**claims**
-  sequel**re**
-  sequel**analytics**



### A powerful web-based analytical engine

- Web-based, graphically rich application
- Works on any internet-enabled device
- Integrates with your existing system out-of-the-box
- Helps visualise non-modelled catastrophe risk
- Flexible and configurable to cater for all classes of business
- Analyse any insurable risk across multiple business classes, by any metric
- Fully integrated geocoding and reverse geocoding

### Understand your exposure in real time

- Make better informed decisions, faster
- Calculates loss scenarios from all available data at the touch of a button
- Explore and analyse data with powerful tools
- See the impact of a newly quoted policy – or the projected impact of an impending catastrophe
- Overlay simulated events like earthquakes, fires or floods onto geographic areas for pin-point prediction of your exposure
- Import and export data
- Capacity consumption

To register for a demo, contact:

t: +44 (0) 207 655 3000

e: [sales@sequel.com](mailto:sales@sequel.com)

